

Lactic, Malic, Tartaric, Citric and Ascorbic Acid as Natural and Green Organocatalysts for Microwave-Induced Solvent-Free Synthesis of Enaminones

¹Omid Marvi*, ²Sattar Arshadi and ¹Bitia Baghernejad

¹Department of Chemistry, Payame Noor University, P.O. Box 19395-3697, Tehran, Iran.

²Faculty of Chemical Engineering, University of Science & Technology of Mazandaran, P.O. Box 48518-78413, Behshahr, Iran.

omid_marvi@pnu.ac.ir*

(Received on 26th July 2023, accepted in revised form 31st January 2024)

Summary: The enaminone framework is a versatile building block used in organic synthesis. Herein, a series of β -enaminones were synthesized in good to excellent yields from the reaction of various aliphatic and aromatic primary amines with 1,3-dicarbonyl compounds using common natural organic acids (lactic, malic, tartaric, citric and ascorbic acid) as green, eco-friendly and efficient catalysts under microwave irradiation and solvent-free conditions.

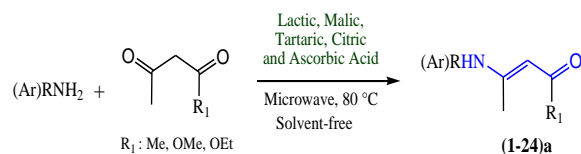
Key word: Natural organocatalysts; Enaminones; Microwave, Solvent-less.

Introduction

β -Amino unsaturated ketones and esters are compounds that their utility in medicinal chemistry as building blocks for novel drug candidates has been widely studied in recent years [1-3]. β -Enaminones are significant functionalized building blocks for the synthesis of a diversity of noteworthy biologically active compounds [4-6], which are significant intermediates in the synthesis of pharmaceuticals [7,8], amino acids [9-11], peptides [12], and alkaloids [13]. Several synthetic procedures have been improved for their synthesis, such as cyclization of amino acids, silica-supported perchloric acid, catalyzed by $Zn(ClO_4)_2 \cdot 6H_2O$, $CeCl_3 \cdot 7H_2O$, ytterbium(III) triflate and using ionic liquids. In spite of this abundance of methods, these methods may suffer from some disadvantages such as longer reaction times, vigorous reaction conditions, the use of toxic solvents, or unsatisfactory yields that limit mentioned methods to small-scale synthesis. The improvement of straightforward and eco-friendly synthetic procedures for these compounds under benign and green reaction conditions is still noteworthy [14, 35, 36].

On the other hand, there is a gathering requirement for more environmental processes in the chemical industry. This route under the title 'Green Chemistry' requires a change of attitude and a specimen shift from traditional systems of process efficiency, that focus widely on yield of chemicals, to one that allocates economic value to removing waste at source and eschewing the use of perilous and/or toxic materials [15, 16].

Natural organic acids are broadly current in nature as they can be found in microbial, plant and animal sources. The presence of one or more acidic factors in them makes them link to compounds like esters, amides, and peptides [17].



Scheme-1: Natural organocatalyzed synthesis of β -enaminones under solvent-free and microwave conditions.

They are vastly used because they are cheap, nontoxic and safe to handle. Many cases of the use of these catalysts in organic synthesis have been reported in the literature [18, 19]. The naturally occurring organic acids as a class of inexpensive organocatalysts used in this research containing one to three carboxylic functionalities are listed in Fig. 1.

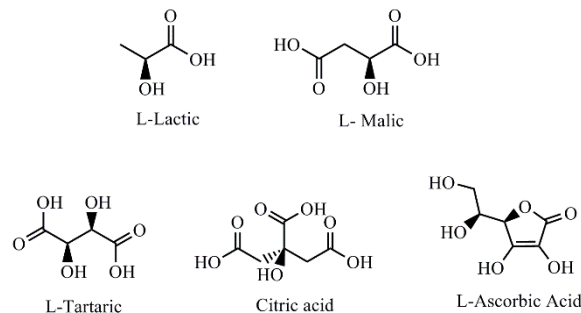


Fig. 1: Common naturally occurring organic acids.

*To whom all correspondence should be addressed.

Experimental

General

Chemicals were purchased from Aldrich and Merck chemical companies and used without further purification. The IR spectra were recorded on a Perkin Elmer FT-IR GX instrument in KBr discs or NaCl plates. ^1H and ^{13}C NMR spectra were recorded by a FTNMR BRUKER DRX 500 Avance spectrometer (500 MHz). Chemical shifts were measured in ppm from TMS. CDCl_3 was used as solvent as well as the internal standard.

Typical procedure

In a typical experiment, ethyl-3-oxobutanoate (2.0 mmol) and citric acid (2.5 mmole) was ground together in a mortar using pestle for about 30s. Then aniline (2.2 mmol) was added and the mixture was irradiated in a reaction vessel of a Synthwave 402 Prolabo single mode focused microwave reactor for 1.5 min after setting reaction temperature at 80°C and power at 40% (maximum output 300 W). During the reaction the temperature was not allowed to rise above 80°C (by setting the programmer). After completing the reaction (monitored by TLC, n-hexane/chloroform, 3/1), the product was extracted with CH_2Cl_2 (1×15 mL). The organic layer after washing with water was dried over MgSO_4 , filtered and the solvent was evaporated under vacuum to afford the product **1a** (viscous), that was purified by column chromatography using n-hexane and ethyl acetate (3:1) as an eluent. The solid products were recrystallized from diisopropyl ether as well. All isolated products are known compounds, and their structures were confirmed by melting point and/or identified by comparison of their IR, ^1H NMR and ^{13}C NMR spectrometric data with the literature or authentic samples [23-34].

Analytical data for most products

3-Phenylamino- but- 2- enoic acid ethyl ester (1a): Oil (Oil) [24], IR (neat, cm^{-1}): 3432, 3014, 2954, 1648, 1523, 1289, 1128, 1089, 981, 768; ^1H NMR (500 MHz, CDCl_3): δ =1.22 (t, J = 7.3 Hz, 3H), 1.94 (s, 3H), 4.19 (q, J = 7.3 Hz, 2H), 4.69 (s, 1H), 6.67-7.32 (m, 5H arom.), 11.43 (s, 1H, NH); ^{13}C NMR (125 MHz, CDCl_3): δ = 16.5 (CH_2CH_3), 19.7 (CH_3), 59.3 (CH_2), 92.5 (=CH), 122.8 (CH), 125.5 (CH), 127.6 (CH), 135.4 (qC), 158 (N-C=), 185.6 (O=C).

3-Benzylamino- but- 2- enoic acid ethyl ester (2a): Oil (Oil) [24], IR (neat, cm^{-1}): 3289, 3031, 2954, 1663, 1618, 1511, 1228, 1179, 1150, 1077, 937, 756; ^1H NMR (500 MHz, CDCl_3): δ = 1.19 (t, J = 7.3 Hz, 3H), 1.92

(s, 3H), 4.18 (q, J = 7.3 Hz, 2H), 4.32 (d, J = 6.5 Hz, 2H), 4.53 (s, 1H), 7.07-7.30 (m, 5H arom.), 11.15 (s, 1H, NH); ^{13}C NMR (125 MHz, CDCl_3): δ = 14.8 (CH_2CH_3), 18.1 (CH_3), 45.9 (PhCH_2), 57.1 (CH_2), 82.5 (=CH), 127.6 (CH), 125.5 (CH), 129.0 (CH), 138.5 (qC), 161.2 (N-C=), 171.2 (O=C).

3-Allylamino- but- 2- enoic acid ethyl ester (4a): Oil (Oil) [24], IR (neat, cm^{-1}): 3290, 3065, 2978, 1662, 1616, 1515, 1277, 1161, 1056, 958, 751; ^1H NMR (500 MHz, CDCl_3): δ = 1.23 (t, J = 7.2 Hz, 3H), 3.66 (s, 3H), 3.82-3.85 (m, 2H), 4.15 (q, J = 7.3 Hz, 2H), 4.85 (s, 1H), 5.17-5.28 (m, 2H), 5.81-5.94 (m, 1H), 8.62 (s, 1H, NH); ^{13}C NMR (125 MHz, CDCl_3): δ = 14.2 (CH_2CH_3), 24.5 (CH_3), 49.7 ($\text{CH}_2\text{C}=\text{}$), 61.9 (CH_2CH_3), 82.0 (=CH), 117.8 (=CH₂), 135.0 (=CH-CH₂), 162.1 (N-C=), 171.5 (O=C).

3-Methylamino- but- 2- enoic acid ethyl ester (5a): Oil (Oil) [25], IR (neat, cm^{-1}): 3286, 3044, 2981, 1648, 1612, 1531, 1275, 1151, 1141, 1096, 948, 799; ^1H NMR (500 MHz, CDCl_3): δ = 1.25 (t, J = 7.4 Hz, 3H), 1.95 (s, 3H), 2.88 (d, J = 7.4 Hz, 3H), 4.10 (q, J = 7.4 Hz, 2H), 4.59 (s, 1H), 11.89 (s, 1H, NH); ^{13}C NMR (125 MHz, CDCl_3): δ = 14.2 (CH_2CH_3), 18.3 (CH_3), 46.3 (NCH₃), 57.6 (CH_2CH_3), 81.8 (=CH), 161.0 (N-C=), 175.0 (O=C).

3-(1-Phenylethanamino)-but- 2- enoic acid ethyl ester (6a): Oil (Oil) [24], IR (neat, cm^{-1}): 3225, 3019, 2995, 1680, 1615, 1537, 1224, 1183, 1163, 1054, 984, 746; ^1H NMR (500 MHz, CDCl_3): δ = 1.22 (s, 3H), 1.38 (t, J = 7.2 Hz, 3H), 2.15 (d, J = 4.6 Hz, 3H), 4.07 (m, 1H), 4.24 (q, J = 7.4 Hz, 2H), 4.65 (s, 1H), 7.15-7.45 (m, 5H arom.), 11.13 (s, 1H, NH); ^{13}C NMR (125 MHz, CDCl_3): δ = 14.0 (CH_2CH_3), 18.4 (CH_3), 22.8 (CH_3CH), 56.8 (CH_2CH_3), 61.6 (CHCH₃), 82.7 (=CH), 115.9 (CH), 125.9 (CH), 128.1 (CH), 129.7 (qC), 163.1 (N-C=), 173.2 (O=C).

4-(4-Chloro-phenylamino)-3-penten-2-one (11a): m.p. $59-63^\circ\text{C}$ (61-64) [26]; IR (KBr, cm^{-1}): 3477, 3385, 3202, 3011, 2994, 1622, 1495, 1287, 1182, 1087, 832; ^1H NMR (500 MHz, CDCl_3): δ = 1.93 (s, 3H), 2.32 (s, 3H), 3.87 (s, 1H), 6.62 (d, 2H arom., J = 8.7), 7.11 (d, 2H arom., J = 8.8), 10.02 (s, 1H, NH); ^{13}C NMR (125 MHz, CDCl_3): δ = 18.5 (CH_3), 23.7 (COCH₃), 96.3 (=CH), 123.1 (CH), 124.1 (CH), 125.8 (CH), 135.0 (CH), 135.8 (C-Cl), 141.8 (qC), 158.3 (NC=), 196.5 (O=C).

4-Phenylamino-3-penten-2-one (12a): m.p. $45-48^\circ\text{C}$ ($49-50^\circ\text{C}$) [24]; IR (KBr, cm^{-1}): 3436, 3370, 3008, 2994, 1653, 1527, 1352, 1322, 1167, 738; ^1H NMR (500 MHz, CDCl_3): δ = 1.81 (s, 3H), 2.32 (s, 3H), 3.67 (s, 1H), 6.28-7.06 (m, 5H, arom.), 9.87 (s, 1H, NH); ^{13}C NMR (125 MHz, CDCl_3): δ = 19.3 (CH_3), 28.7 (OCCH₃), 96.6

(=CH), 124.5 (CH), 125.6 (CH), 128.2 (CH), 139.4 (qC), 159.5 (N-C=), 195.7 (O=C).

4-(4-Nitro-phenylamino)-3-penten-2-one

(13a): m.p. 137-139 °C (137-139 °C) [26]; IR (KBr, cm⁻¹): 3488, 3368, 3006, 2998, 1667, 1616, 1352, 1281, 1193, 1115, 841, 786; ¹H NMR (500 MHz, CDCl₃): δ= 2.16 (s, 3H), 2.21 (s, 3H), 4.47 (s, 1H), 7.21 (d, 2H, arom., *J*= 8.6 Hz), 8.21 (d, 2H, arom., *J*= 8.7 Hz), 12.79 (s, 1H, NH); ¹³C NMR (125 MHz, CDCl₃): δ= 20.6 (CH₃), 29.6 (COCH₃), 101.2 (=CH), 120.3 (CH), 121.8 (CH), 125.1 (CH), 128.3 (CH), 143.5 (qC), 145.3 (O-C arom.), 157.0 (N-C=), 197.9 (O=C).

4-Benzylamino-3-penten-2-one (14a): Oil

(Oil) [26], IR (neat, cm⁻¹): 3282, 3046, 2980, 1642, 1608, 1534, 1255, 1141, 1126, 1068, 968, 789; ¹H NMR (500 MHz, CDCl₃): δ= 1.82 (s, 3H), 2.05 (s, 3H), 4.35 (d, 2H), 4.96 (s, 1H), 6.82-7.24 (m, 5H, arom.), 11.18 (s, 1H, NH); ¹³C NMR (125 MHz, CDCl₃): δ= 18.4 (CH₃), 22.8 (COCH₃), 57.9 (CH₂), 80.5 (=CH), 123.6 (CH), 125.2 (CH), 127.6 (CH), 136.4 (qC), 162.3 (N-C=), 191.6 (O=C).

4-(p-Tolylamino)-3-penten-2-one (15a): m.p.

64-67 °C (67-68) [21], IR (neat, cm⁻¹): 3283, 3047, 2982, 1644, 1609, 1532, 1254; ¹H NMR (500 MHz, CDCl₃): δ= 1.91 (s, 3H, CH₃), 2.05 (s, 3H, CH₃), 2.29 (s, 3H, CH₃), 5.13 (s, 1H, CH), 6.95 (d, *J*=10.0 Hz, 2H, Ph), 7.09 (d, *J*=10.0 Hz, 2H, Ph), 12.38 (s, 1H, NH). ¹³C NMR (125 MHz, CDCl₃): δ= 19.5 (CH₃), 20.6 (CH₃), 28.8 (CH₃), 97.1 (CH), 124.5, 129.4, 135.2, 135.7 (ArC), 160.5 (C-N), 195.5 (C=O).

4-Methylamino-3-penten-2-one (16a): m.p. 34-

36 °C (31-33 °C) [23]; IR (KBr, cm⁻¹): 3262, 3087, 2981, 1654, 1635, 1567, 1283, 1155, 1065, 973, 789; ¹H NMR (500 MHz, CDCl₃): δ= 1.93 (s, 3H), 1.96 (s, 3H), 2.84 (d, *J*= 5.6 Hz, 3H), 11.83 (s, 1H, NH); ¹³C NMR (125 MHz, CDCl₃): δ= 18.7 (CH₃), 28. (NCH₃), 29.2 (OCCH₃), 94.8 (=CH), 163.2 (N-C=), 192.3 (O=C).

4-(4-Ethyl-phenylamino)-3-penten-2-one

(17a): m.p. 96-98 °C (95-97 °C) [20], IR (KBr, cm⁻¹): 3485, 3364, 3125, 2995, 1647, 1645, 1496, 1345, 1321; ¹H NMR (500 MHz, CDCl₃): δ= 1.67 (s, 3H), 2.01 (q, 2H), 2.09 (s, 3H), 2.37 (t, 3H), 3.45 (s, 1H), 6.95 (d, *J*=10.2 Hz, 2H, Ph), 7.09 (d, *J*=10.2 Hz, 2H, Ph), 9.82 (s,

1H, NH); ¹³C NMR (125 MHz, CDCl₃): δ= 17.8 (PhCH₃), 18.3 (PhCH₃), 19.1 (CH₃), 28.6 (COCH₃), 98.6 (=CH), 123.7 (CH), 126.5 (CH), 128.3 (CH), 131.8 (CH₃), 131.2 (CH₂), 136.0 (qC), 158.5 (NC=), 197.5 (O=C).

4-(4-Methoxy-phenylamino)-3-penten-2-one

(18a): m.p. 102-105 °C (106-108 °C) [26]; IR (KBr, cm⁻¹): 3484, 3364, 3124, 2991, 1647, 1643, 1496, 1347, 1322, 1127, 855, 767; ¹H NMR (500 MHz, CDCl₃): δ= 1.68 (s, 3H), 2.04 (s, 3H), 2.56 (s, 3H), 3.48 (s, 1H), 7.05 (d, 2H arom., *J*= 9.2), 7.12 (d, 2H arom., *J*= 9.0), 9.84 (s, 1H, NH); ¹³C NMR (125 MHz, CDCl₃): δ= 17.6 (PhCH₃), 18.1 (PhCH₃), 19.2 (CH₃), 28.6 (COCH₃), 98.7 (=CH), 123.5 (CH), 126.9 (CH), 128.1 (CH), 133.2 (CH₃-C arom.), 136.5 (qC), 158.7 (NC=), 197.3 (O=C).

3-(4-Bromo-phenylamino)-but-2-enoic acid

methyl ester (21a): m.p. 121-124 °C (121-123 °C) [25]; IR (KBr, cm⁻¹): 3447, 3336, 3105, 1627, 1584, 1494, 1334, 1257, 1123, 1062, 743; ¹H NMR (500 MHz, CDCl₃): δ= 1.98 (t, *J*= 7.2 Hz, 3H), 3.62 (s, 3H), 4.73 (s, 1H, CH), 6.95 (d, *J*= 8.7 Hz, 2H), 7.42 (d, *J*= 8.7 Hz, 2H), 10.34 (s, 1H, NH); ¹³C NMR (125 MHz, CDCl₃): δ= 19.8 (CH₃), 51.5 (OCH₃), 84.7 (=CH), 116.4 (C-Br), 133.4 (CH), 137.6 (CH), 137.7 (qC), 160.3 (N-C=), 170.6 (O=C).

3-(Pyrimidin-2-ylamino)but-2-enoic acid

methyl ester (22a): m.p. 162-164 °C (161-163 °C) [25], IR (KBr, cm⁻¹): 3325, 3162, 2775, 2686, 1649, 1558, 1579, 1475, 1356, 1223, 802; ¹H NMR (500 MHz, CDCl₃): δ= 1.81 (s, 3H), 3.78 (s, 3H), 4.66 (s, 1H), 5.50 (br. s, NH), 6.57-6.61 (2H arom., t, *J*= 8.8 Hz); ¹³C NMR (125 MHz, CDCl₃): δ= 20.38 (CH₃), 52.58 (OCH₃), 84.1 (=CH), 111.5 (CH), 157.2 (CH), 158.1 (CH), 139.7 (qC), 185.3 (N-C=), 185.3 (O=C).

3-(2,4-Dinitrophenylamino)-but-2-enoic acid

methyl ester (23a): m.p. 162-164 °C (168-172 °C) [23]; IR (KBr, cm⁻¹): 3182, 3011, 2955, 1654, 1622, 1566, 1484, 1261, 1166, 1005, 831; ¹H NMR (500 MHz, CDCl₃): δ= 2.08 (s, 3H, CH₃), 2.45 (s, 3H, CH₃), 5.62 (s, 1H, vinyl), 8.34-9.12 (m, 3H, arom.), 12.98 (s, 1H, NH); ¹³C NMR (125 MHz, CDCl₃): δ= 23.4 (CH₃), 29.7 (COCH₃), 97.3 (=CH), 126.1 (CH), 128.7 (CH), 130.8 (CH), 138.4 (qC), 145.6 (qC), 147.5 (qC), 162.3 (N-C=), 197.8 (O=C).

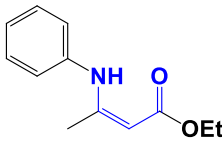
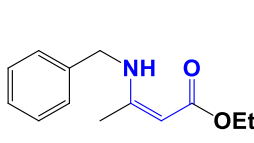
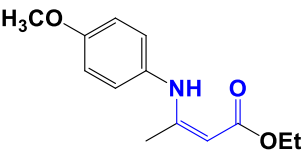
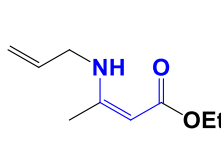
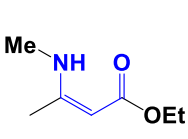
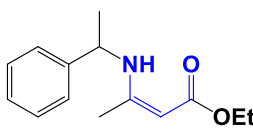
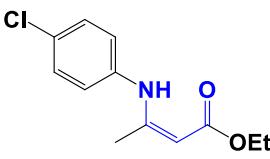
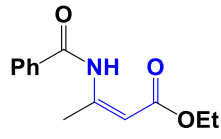
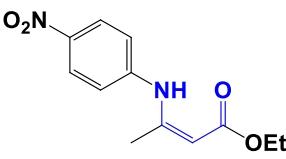
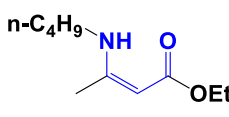
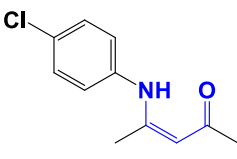
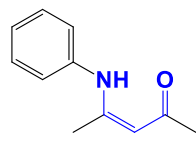
3-(2-Methyl-phenylamino)- but- 2- enoic acid methyl ester (**24a**): m.p. 27-31 °C (26-27 °C) [24] ; IR (KBr, cm^{-1}): 3437, 2692, 1644, 1597, 1439, 1274, 1139, 874, 798; ^1H NMR (500 MHz, CDCl_3): δ = 1.32 (s, 3H), 1.84 (s, 3H), 3.48 (s, 3H), 4.67 (s, 1H), 6.77-7.15 (m, 4H arom.), 10.47 (s, 1H, NH); ^{13}C NMR (125 MHz, CDCl_3): δ = 14.9 (CH_2CH_3), 18.8(CH_3), 51.3 (PhCH_3), 84.2 ($=\text{CH}$), 123.1 (CH), 126.3 (CH), 127.1 (CH), 131.3 (CH),

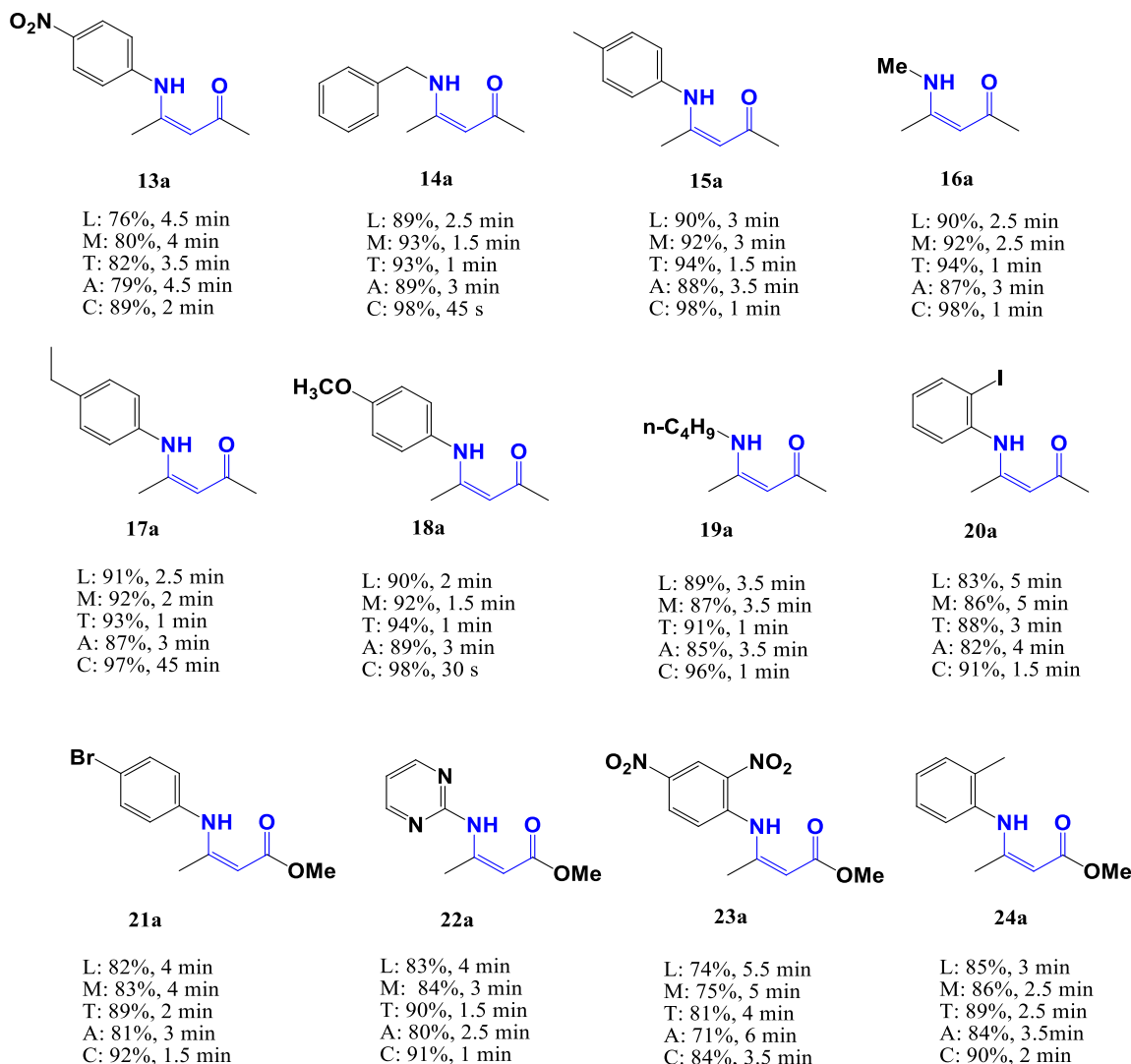
135.5 (qC), 136.2 ($\text{CH}_3\text{-C arom.}$), 160.7 (N-C=), 170.4 (O=C).

Results and Discussion

We herein reveal our work on the synthesis of a number of β -enamino ketones and esters by inquiring on a wide of naturally organic acids (Table 1) as green and efficient catalysts.

Table-1: The yields and reaction times for MW-mediated solvent-free synthesis of enaminoes using organic acids as catalyst, (L= Lactic, M= Malic, T= Tartaric, A= Ascorbic, C= Citric) acid

 1a L: 89%, 3 min M: 91%, 3 min T: 93%, 1.5 min A: 84%, 3.5 min C: 98%, 1.5 min	 2a L: 87%, 2.5 min M: 93%, 3 min T: 94%, 1 min A: 87%, 3.5 min C: 97%, 1 min	 3a L: 90%, 2.5 min M: 92%, 2.5 min T: 94%, 1 min A: 87%, 3 min C: 98%, 1 min	 4a L: 88%, 3 min M: 93%, 3 min T: 92%, 1 min A: 84%, 3 min C: 93%, 2 min
 5a L: 87%, 3.5 min M: 89%, 3 min T: 90%, 1.5 min A: 83%, 3.5 min C: 92%, 2 min	 6a L: 89%, 3 min M: 92%, 3 min T: 93%, 2 min A: 87%, 3 min C: 93%, 1.5 min	 7a L: 88%, 4 min M: 89%, 3.5 min T: 90%, 2 min A: 84%, 3.5 min C: 91%, 1 min	 8a L: 86%, 4.5 min M: 89%, 4 min T: 93%, 2.5 min A: 82%, 4 min C: 90%, 1 min
 9a L: 82%, 4.5 min M: 85%, 3.5 min T: 90%, 2.5 min A: 80%, 4 min C: 90%, 2 min	 10a L: 86%, 3.5 min M: 87%, 3.5 min T: 90%, 1.5 min A: 82%, 3.5 min C: 92%, 1.5 min	 11a L: 89%, 3.5 min M: 90%, 3.5 min T: 91%, 1.5 min A: 80%, 3.5 min C: 94%, min	 12a L: 89%, 3 min M: 90%, 2.5 min T: 93%, 1.5 min A: 85%, 3 min C: 96%, 1 min



Reaction conditions: primary amine (2.2 mmol), 1, 3-dicarbonyl compound (2.0 mmol), natural organic acid (2.5 mmol), microwave reaction temperature (80°C)

Among different organic acids applied in this research, citric acid stands the strongest organic acid having the lowest pK_{a1} value ($pK_{a1} = 3.13$). Consequently, initial screening reaction between ethyl-3-oxobutanoate (2.0 mmol) and aniline (2.2 mmol) was created in the presence of citric acid as the most acidic organocatalyst (**1a**, Table 1). This first catalyzed pattern reaction was performed under solvent-free conditions and microwave heating (80 °C). All synthesized compounds were obtained using this organocatalyzed reaction under the same reaction temperature and solvent-free conditions (Scheme 1 and Table 1).

In addition, to study the effect of amount of catalyst, 1, 1.5, 2, 2.5 and 3 mmol organic acid was applied for this reaction that with 2.5 mmol organic acid obtained the best result (Table 2). Use of higher amount of catalyst neither improves the yield nor the

reaction time further. The effect of the microwave reaction temperature in presence of citric acid was also investigated. For this purpose, the same reaction (synthesis of **1a**) was performed at different temperatures under microwave irradiation.

Table-2: The effect of various molar quantities of organic acid catalysts on yields and reaction time for solvent-free synthesis of enaminone **1a** under microwave irradiation (MWI).

(L= Lactic, M= Malic, T= Tartaric, A= Ascorbic, C= Citric) acid

Entry	Catalyst (mmol)	Time (min)					Yield ^a (%)				
		L	M	T	A	C	L	M	T	A	C
1	1	5.5	5.5	5	6	4	67	69	72	54	74
2	1.5	5	4.5	4	5	2.5	70	74	77	65	82
3	2	4	4	2.5	4.5	2	81	86	84	76	90
4	2.5	3	3	1.5	3.5	1.5	89	91	93	84	98
5	3	3.5	3	2	3.5	1.5	88	90	93	82	98

^aStandard Deviation (STDEV)= L(10.12), M(9.92), T(9.41), A(12.57), C(10.43)

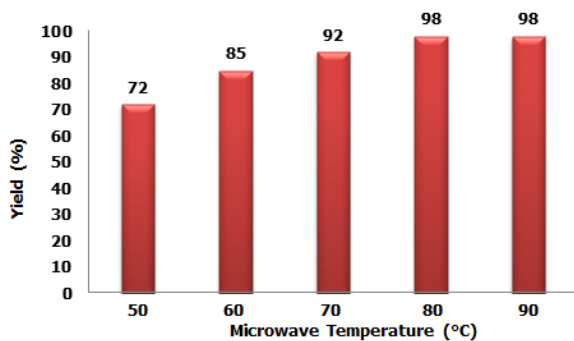


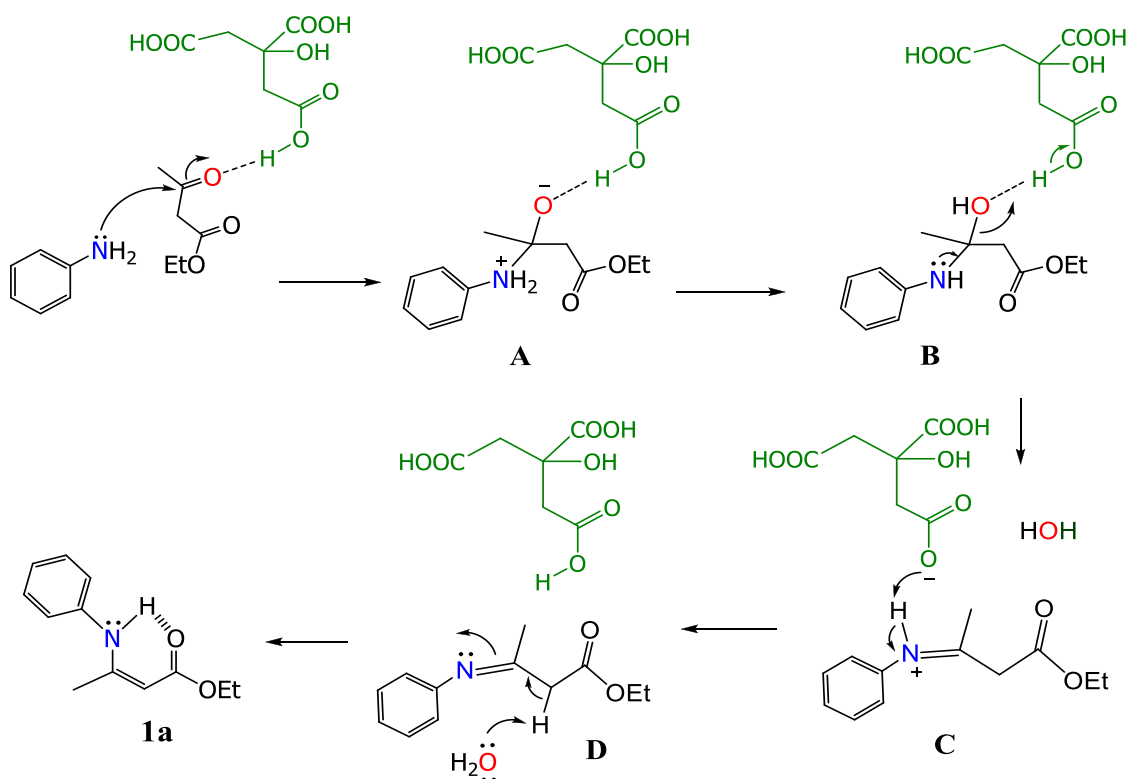
Fig. 2: Effect of microwave reaction temperature in presence of citric acid (2.5 mmol) as catalyst in synthesis of **1a** within 1.5 mi. Standard Deviation (STDEV) = 10.90.

The results revealed that increasing the reaction temperature in the microwave increases the efficiency, so that the best efficiency was obtained at 80 °C. Further raising the microwave temperature did not further improve the reaction efficiency (Fig. 2).

To demonstrate the influence of this procedure, different primary amines including

electron-withdrawing groups (such as nitro and chloro groups) and electron-donating groups (such as methyl, aryl and benzyl groups) were treated with 1,3-dicarbonyl compounds to provide the relevant β -enaminones in good to excellent yields. This obviously shows that the existence of an electron-withdrawing group on the benzene ring decreased the reactivity of the substrate to achieve proper efficiency. The plausible mechanism for the citric acid catalyzed solvent-free formation of enaminones was proposed in Scheme 2.

In resumption of steady researches prospecting the utilization of solid acid asserts in the reactivity and synthesis of organic chemicals [21, 22], in this work, the reaction time has been shortened and the synthesis of the products has the feature of prompt reaction, high yield, green, eco-friendly, clean and convenient operation. A comparison of yield of this method with several previously reported methods with solid heterogeneous catalysts for the synthesis of compound **1a** was exhibited in Table 3 as well. Somewhat higher yield was established in this procedure compared to other catalysts.



Scheme-2: The proposed mechanism of citric acid catalyzed solvent-free formation of enaminone **1a**.

Table-3: Effect of various catalysts on MWI solvent-less synthesis of enaminone **1a**.

Entry	Catalyst	Catalyst loading (g, optimized)	Time (min)	Yield ^a (%)
1	SiO ₂	0.7	5	85
2	Al ₂ O ₃ (acidic)	0.7	8	88
3	Citric acid	0.5	1.5	98
4	K10 clay	0.8	2.5	86
5	KSF clay	0.7	3	91
6	nano-Alumina	0.005	6	85
7	nano-Fe ₃ O ₄	0.006	6	82
8	ZnCl ₂	0.7	8	81
9	Bentonite	0.8	6	84
10	Kaolinite	0.8	7	80

Reaction conditions: Aniline (2.2 mmol), ethyl-3-oxobutanoate (2.0 mmol), microwave reaction temperature (80°C).

^a Standard Deviation (STDEV) = 5.33

Finally, to express the superiority of the stated method relative to other reported methods, the yields and reaction time resulted from the pattern compounds in this method were compared with previously reported procedures in the literature (Table 4).

Table-4: Comparison of results for citric acid catalyst with other catalysts for synthesis of enaminone **12a**.

Entry	Catalyst	Condition	Time	Yield ^a (%)	Ref.
1	Silica chloride	solvent-free	5 min	91	[26]
2	Fe(HSO ₄) ₃ -SiO ₂	solvent free	7 min	89	[29]
3	Silica sulfuric acid	solvent-free	10 min	89	[30]
4	HClO ₄ -SiO ₂	solvent-free	14 min	98	[28]
5	Ag nanoparticles	MeOH	8 h	90	[32]
6	Cu nanoparticles	MeOH	2.5 h	92	[33]
7	L-Proline	solvent-free	4 h	85	[31]
8	Citric acid	MWI (80°C)	1 min	96	This work [27]
9	PW/TiO ₂	CH ₃ CN/ r.t.	10	97	[27]
10	P2O ₅ -SiO ₂	solvent-free (80°C)	10	85	[34]

^a Standard Deviation (STDEV) = 4.61

The presented results exhibit a better catalytic activity of citric acid in the synthesis of enaminone **12a**. Therefore it can be inferred that citric acid (Table 4, entry 8) is the best catalyst as it took only 1 min for completion of reaction with excellent yield of the product. Furthermore only 0.5 g of catalyst is required. This result reveals that citric acid as a natural organic acid is more efficient and more effective compared to other catalysts.

Conclusion

The catalyzed reaction using natural organic acid and microwave irradiation supplies a comprehensive method for the synthesis of β -amino- α , β -unsaturated esters and ketones. The main utilities

of this methodology are faster reaction rates and mild reaction conditions. Natural organic acid catalysts are green, eco-friendly, inexpensive and non-toxic, which makes the procedure more economical, benign and convenient. The remarkable specifications of this method are the high yields of products, solvent-free conditions, availability of the reagents, and cleaner reaction profiles.

References

- I. J. Amaye, R. D. Haywood, E. M. Mandzo, J. J. Wirick and P. L. Jackson-Ayotunde, Enaminones as building blocks in drug development: Recent advances in their chemistry, synthesis, and biological properties. *Tetrahedron* **83**, 131984 (2021).
- W. Masocha, S.B. Kombian and I.O. Edafiogho, Evaluation of the antinociceptive activities of enaminone compounds on the formalin and hot plate tests in mice. *Scientific Reports* **6**, 21582 (2016).
- J. Apraku and C.O. Okoro, Design, synthesis and anticonvulsant evaluation of fluorinated benzyl amino enaminones. *Bioorganic & Medicinal Chemistry* **27**, 161 (2019).
- G.V. Boyd in *The Chemistry of Amidines and Imidates*, vol. 2; Patai S, Rappoport Z. (Eds.); JohnWiley & Sons: Chichester, New York, p. 339 (1991).
- A. C. Spivey, R. Srikanan, C. M. Diaper and D. J. Turner, Traceless solid phase synthesis of 2-substituted pyrimidines using an 'off-the-shelf' chlorogermane-functionalised resin. *Organic & Biomolecular Chemistry* **1**, 1638 (2003).
- H. M. Hassneen and T. A. Abdallah, New Routes to Pyridino[2,3-d]pyrimidin-4-one and Pyridino[2,3-d]triazolino[4,5-a]pyrimidin-5-one Derivatives. *Molecules* **8**, 333 (2003).
- R. Sweeney and R. E. Strube, In *Burger's Medicinal Chemistry*, Part II, 4th ed.; Wolff ME. (Ed.); Wiley: New York, **333**(1979).
- J. E. Foster, J. M. Nicholson, R. Butcher, J. P. Stables, I.O. Edafiogho, A. M. Goodwin, M. C. Henson, C.A. Smith and K.R. Scott, Synthesis, characterization and anticonvulsant activity of enaminones. Part 6: Synthesis of substituted

- vinylidene benzamides as potential anticonvulsants. *Bioorganic & Medicinal Chemistry* **7**, 2415 (1999).
- C. Cimarelli and G. Palmieri, Stereoselective reduction of enantiopure β -enamino esters by hydride: a convenient synthesis of both enantiopure β -amino esters. *The Journal of Organic Chemistry* **61**, 5557 (1996).
 - G. Bartoli, C. Cimarelli, E. Marcantoni, G. Palmieri and M. Petrini, Stereoselective Reduction of Enantiopure β -Enamino Esters by Hydride: A Convenient Synthesis of Both Enantiopure β -Amino Esters. *The Journal of Organic Chemistry* **59**, 5328 (1994).
 - W. D. Lubell, M. Kitamura and R. Noyori, Enantioselective synthesis of β -amino acids based on BINAP—ruthenium (II) catalyzed hydrogenation. *Tetrahedron: Asymmetry* **2**, 543 (1991).
 - L.G. Beholz, R. Benovsky, D.L. Ward, N.S. Barta and Stille J.R. Formation of Dihydropyridone- and Pyridone-Based Peptide Analogs through Aza-Annulation of β -Enamino Ester and Amide Substrates with α -Amido Acrylate Derivatives. *The Journal of Organic Chemistry* **62**, 1033 (1997).
 - O. David, J. Blot, C. Bellec, M.C. Fargeau-bellassoue, G. Haviari, J.P. Celerier, G. Lhomme, J.C. Gramain and D. Gardette, Enamino Ester Reduction: A Short Enantioselective Route to Pyrrolizidine and Indolizidine Alkaloids. Synthesis of (+)-Laburnine, (+)-Tashiromine, and (-)-Isoretronecanol. *The Journal of Organic Chemistry* **64**, 3122 (1999).
 - K. Nagaiah, K.V. Purnima, D. Sreenu, S. Jhansi, R. Srinivasa Rao and J. S. Yadav Phosphomolybdic Acid (PMA) Catalyzed Highly Efficient and Rapid Synthesis of β -Enaminones. *Synthetic Communications* **42**, 461(2012).
 - I. Arends, R. Sheldon and U. Hanefeld, *Green Chemistry and Catalysis*. (2007) WILEY-VCH Verlag GmbH & Co. KGaA, Weinheim.
 - R. M. Ghalib, Green and Facile Synthesis of New 3-(Phenylallylideneamino)indeno[1,2-d]imidazoles. *Russian Journal of Organic Chemistry* **55**, 412 (2019).
 - M. Papagianni, Organic Acids. In: Moo-Young M, editor. *Comprehensive Biotechnology*, 2nd ed., Oxford: Pergamon; p. 109 (2011).
 - M. Naglaa, A. E. Rahman and A. Nasreen, Citric Acid Catalyzed Deprotection of Carbonyl Compounds from Phenylhydrazones, Semicarbazones and Oximes Under Microwave Irradiations, *Oriental Journal of Chemistry* **33**, 2030 (2017).
 - S. A. Patil, P. A. Medina, D. Gonzalez-Flores, J. K. Vohts, S. Dever, L. W. Pineda, M. L. Montero and B. D. Fahlman, Formic Acid: A Low-Cost, Mild, Ecofriendly, and Highly Efficient Catalyst for the Rapid Synthesis of β -Enaminones. *Synthetic Communications* **43**, 2349 (2013).
 - F. Mohsenzadeh, H.R. Darabi, M. Alivand, K. Aghapoor and Y. Balavar, Naturally occurring organic acids for organocatalytic synthesis of pyrroles via Paal–Knorr reaction. *Research on Chemical Intermediates* **46**, 5255 (2020).
 - O. Marvi and M. Giah, Montmorillonite KSF Clay as Novel and Recyclable Heterogeneous Catalyst for the Microwave Mediated Synthesis of Indan-1,3-Diones. *Bulletin of the Korean Chemical Society*; **30**, 2918 (2009).
 - D. Habibi and O. Marvi, Montmorillonite KSF clay as an efficient catalyst for the synthesis of 1,4-dioxo-3,4-dihydrophthalazine-2(1H)-carboxamides and -carbothioamides under solvent-free conditions using microwave irradiation. *Catalysis Communications* **8**, (2007) 127.
 - Y. Gao, Q. Zhang and J. Xu, A Convenient and Effective Method for Synthesizing β -Amino- α,β -Unsaturated Esters and Ketones. *Synthetic Communications* **34**, 909 (2004).
 - M. E. F. Braibante, H. S. Braibante, L. Missio and A. Andricopulo, Synthesis and Reactivity of β -Amino α,β -Unsaturated Ketones and Esters Using K-10 Montmorillonite. *Synthesis*; **9**, 898 (1994).
 - Z. -H. Zhang, Z. -C. Ma and L. -P. Mo, Enamination of 1,3-dicarbonyl compounds catalyzed by tin tetrachloride. *Indian Journal of Chemistry, B*, **46**, 535 (2007).
 - A. R. Gholap, N. S. Chakor, T. Daniel, R. J. Lahoti and K. V. Srinivasan, A remarkably rapid

- regioselective synthesis of β -enaminones using silica chloride in a heterogeneous as well as an ionic liquid in a homogeneous medium at room temperature. *Journal of Molecular Catalysis A: Chemical*; **245**, 37 (2006).
27. E. Rafiee, H. Mahdavi, S. Eavani, M. Joshaghani, F. Shiri, Catalytic activity of tungstophosphoric acid supported on carriers of diverse acidity in the synthesis of enaminones. *Applied Catalysis A: General* **352**, 202 (2009).
28. B. Das, K. Venkateswarlu, A. Majhi, M.R. Reddy, K.N. Reddy, Y.K. Rao, K. Ravikumar and B. Sridhar, Highly efficient, mild and chemo- and stereoselective synthesis of enaminones and enamino esters using silica supported perchloric acid under solvent-free conditions. *Journal of Molecular Catalysis A: Chemical* **246**, 276 (2006).
29. H. Eshghi, S.M. Seyedi, E. Safaei, M. Vakili, A. Farhadipour and M. Bayat-Mokhtari. Silica supported $\text{Fe}(\text{HSO}_4)_3$ as an efficient, heterogeneous and recyclable catalyst for synthesis of β -enaminones and β -enamino esters. *Journal of Molecular Catalysis A: Chemical*; **363**, 430 (2012)
30. A. Hasaninejad, A. Zare, M. R. Mohammadizadeh, M. Shekouhy and A. R. Moosavi-Zare. A Green Solventless Protocol for the Synthesis of β -Enaminones and β -Enamino Esters Using Silica Sulfuric Acid as a Highly Efficient, Heterogeneous and Reusable Catalyst. *E-Journal of Chemistry* **7**, 1546 (2010).
31. K. Dhiman, M. Adinath and H. Alakananda, L-Proline Catalyzed Enamination of β -Dicarbonyl Compounds under Solvent-free Conditions. *Chinese Journal of Chemistry* **26**, 1545 (2008).
32. K. D. Bhatte, P. J. Tambade, K. P. Dhake and B. M. Bhanage, Silver nanoparticles as an efficient, heterogeneous and recyclable catalyst for synthesis of β -enaminones. *Catalysis Communications* **11**, 1233 (2010).
33. M. Kidwai, S. Bhardwaj, N. K. Mishra, V. Bansal, A. Kumar and S. Mozumdar, A novel method for the synthesis of β -enaminones using Cu-nanoparticles as catalyst. *Catalysis Communications* **10**, 1514 (2009).
34. M. R. Mohammadizadeh, A. Hasaninejad, M. Bahramzadeh and Z. Sardari Khanjarlou, $\text{P}_2\text{O}_5/\text{SiO}_2$ as a New, Efficient, and Reusable Catalyst for Preparation of β -Enaminones Under Solvent-Free Conditions. *Synthetic Communications* **39**, 1152 (2009).
35. Z. -H. Zhang, L. -M. Song, A solvent-free synthesis of β -amino- α,β -unsaturated ketones and esters catalyzed by sulfated zirconia, *J. Chem. Res.* **12**, 817 (2005).
36. A. Bouzina, Y. O. Bouone, A. Mansouri, R. Bahadi, M. Berredjem, R. Redjemia, Copper (I) bromide (CuBr): a highly efficient catalyst for the synthesis of β -enaminone derivatives using ultrasound irradiation under solvent-free conditions, *Res. Chem. Intermed.* **48**, 4947 (2022).